



Polk County Community Employment Provider Profile

Name: Creative Community Options **Contact person:** Sara Nadermann
Address: 406 SW School Street, Suite 210 **Website:** _____
City, State, Zip: Ankeny, IA 50021 **E-Mail:** cco@dwx.com
Telephone: 515-965-3931 **Counties served:** Polk County

(See definitions below)

Programs:

- Competitive Employment* Sheltered Workshop/Work Activity*
 Supported Employment* Enclaves*

Support Services:

- Case Management* Benefits Planning* Adaptive Technology*
 Voc/Eval Assessment Social Activities* Other (see descriptions)
 Skills Training*

Provider descriptions: CCO services are community based and relationship oriented. Services include job matching, job development, job placement, job training, ongoing support and program coordination.

Transportation Assistance:

Provider descriptions: CCO consultants provide transportation during job development and assist with accessing and training for transportation upon placement.

Staff certification/training:

- Employment Training Specialist Certification
 Required Not Required

Length of employment for staff (months):

- 21 Supervisory Staff 14 Direct Care Staff

Organization Accreditation:

- CARF The Council State Certification

Other program information:

The mission of CCO's Employment Program is to facilitate competitive employment for people with disabilities. Our services are ideal for individuals transitioning from youth to adult services.

Competitive Employment :

The service provider provides direct placement, with minimal pre-employment training, into community employment.

Supported Employment:

The service provider assists the consumer in vocational preparation; job development; making a career choice; job coaching.

Sheltered Workshop/Work Activity:

Employment within the vocational program's facility.

Enclaves:

Community employment in a group setting with supervision from a job coach.

Case Management:

Services designed to link, coordinate, and monitor needed services.

Skills Training:

Organized formal training services that assist a person seeking employment to acquire the skills necessary for specific jobs or families of jobs.

Benefits Planning:

Assistance in determining the effect of employment wages on current benefits such as social security and medical assistance.

Social Activities:

Access to social activities for the provider's customers

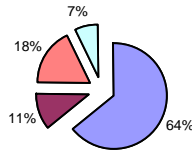
Adaptive Technology

Vendor has a loan equipment program and/or expertise in working with employers on assistive technology issues.

Community Employment Provider Profile

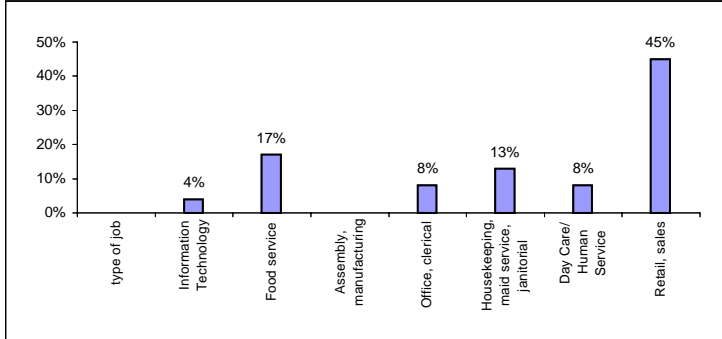
Number of consumers served in employment:
 Total number served in SE-Individual
 Total number served in Enclaves
 Total number served in workshop

28
28
0
0

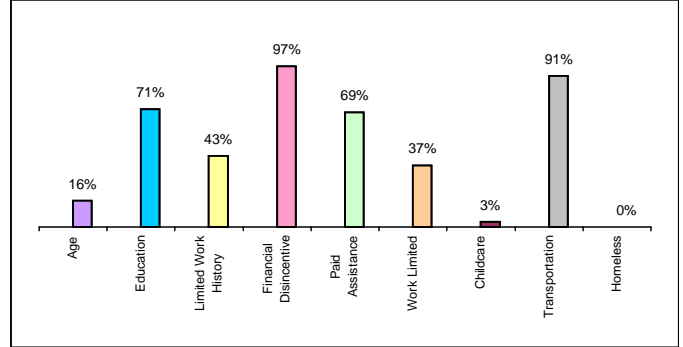


MR - mild	64%
MR - moderate	11%
Other	18%
Brain Injury	7%

By Type of Job



Barriers to Employment*



BARRIERS TO EMPLOYMENT DEFINITIONS

Barriers to Employment: Number and types of barriers to employment faced by consumers.

Age:

Under the age of 21 or age 50 and over

Child Care:

Requires access to child care in order to participate in training or employment program and this child care cannot be provided by the immediate family.

Education:

Not a graduate from high school. Includes persons who have a GED or special education certification.

Financial Disincentives:

Recipient of public financial assistance or disability benefits (ie. SSI, SSDI, General Assistance, TANF, Worker's Comp., unemployment compensation)

Homeless:

Lacks a fixed, regular and adequate residence, or whose primary residence is a shelter designed to provide temporary living conditions.

Limited Work History:

Has never held a competitive job for at least six months.

Paid Living Assistance:

Receives daily assistance or supervision from a paid caregiver in order to function in a residential setting.

Transportation:

Not travel independent. This includes persons who require some form of assisted transportation options, or for whom necessary public transportation is not available from home to work.

Work Limited:

Persons with a chronic condition who are unable to work at least 30 hours a week, or regularly require the assistance of another person on the job, or require adaptations to the job (such as special equipment not including aides which used outside of work).