



Polk County Community Employment Provider Profile

Name: Easter Seals **Contact person:** Marcia Tope, Marlene Stewart
Address: 2920 30th Street **Website:** _____
City, State, Zip: Des Moines, IA 50310 **E-Mail:** mtope@eastersealsia.org
mstewart@eastersealsia.org
Telephone: 515-274-1529 **Counties served:** Polk and surrounding counties

(See definitions below)

Programs:

- Competitive Employment* Sheltered Workshop/Work Activity*
 Supported Employment* Enclaves*

Support Services:

- Case Management* Benefits Planning* Adaptive Technology*
 Voc/Eval Assessment Social Activities* Other (see descriptions)
 Skills Training*

Provider descriptions: _____

Transportation Assistance:

Provider descriptions: Provide training on how to use local transportation as well as assisting with arranging alternative options.

Staff certification/training:

- Required Employment Training Specialist Certification
 Not Required

Length of employment for staff (months):

- 60 Supervisory Staff 24 Direct Care Staff

Organization Accreditation:

- CARF The Council State Certification

Other program information:

The Career Center provides the opportunity for career exploration and teaches vocational skills that can be used in competitive employment. The Enclaves offer four different locations throughout Des Moines that provide training and skills enhancement. Easter Seals also hosts two monthly social activities.

Competitive Employment :

The service provider provides direct placement, with minimal pre-employment training, into community employment.

Supported Employment:

The service provider assists the consumer in vocational preparation; job development; making a career choice; job coaching.

Sheltered Workshop/Work Activity:

Employment within the vocational program's facility.

Enclaves:

Community employment in a group setting with supervision from a job coach.

Case Management:

Services designed to link, coordinate, and monitor needed services.

Skills Training:

Organized formal training services that assist a person seeking employment to acquire the skills necessary for specific jobs or families of jobs.

Benefits Planning:

Assistance in determining the effect of employment wages on current benefits such as social security and medical assistance.

Social Activities:

Access to social activities for the provider's customers

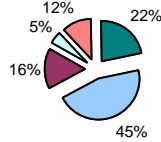
Adaptive Technology

Vendor has a loan equipment program and/or expertise in working with employers on assistive technology issues.

Community Employment Provider Profile

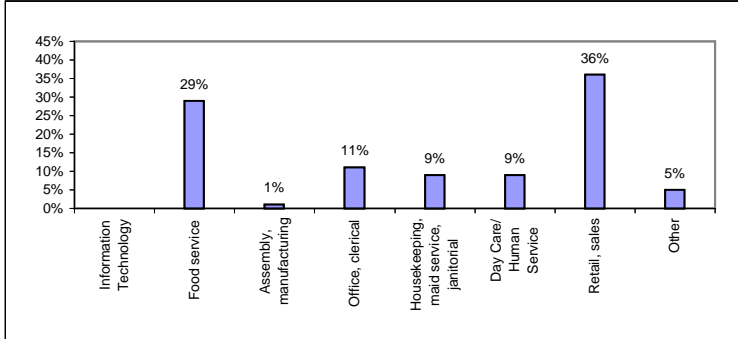
Number of consumers served in employment:
 Total number served in SE-Individual
 Total number served in Enclaves
 Total number served in workshop

| |
|-----|
| 152 |
| 86 |
| 66 |
| |

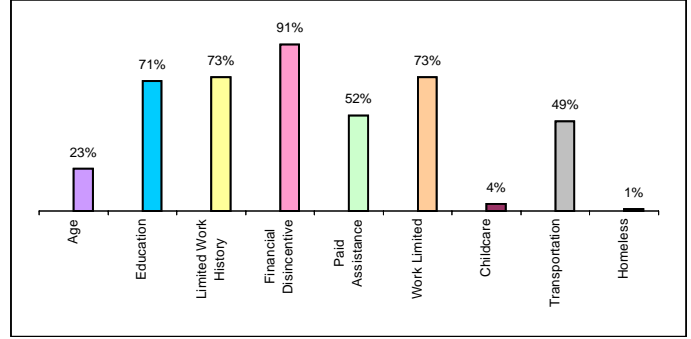


| | |
|----------------|-----|
| MR - mild | 45% |
| MR - moderate | 16% |
| ED - psychosis | 22% |
| Other | 12% |
| Brain Injury | 5% |

By Type of Job



Barriers to Employment*



BARRIERS TO EMPLOYMENT DEFINITIONS

Barriers to Employment: Number and types of barriers to employment faced by consumers.

Age:

Under the age of 21 or age 50 and over

Child Care:

Requires access to child care in order to participate in training or employment program and this child care cannot be provided by the immediate family.

Education:

Not a graduate from high school. Includes persons who have a GED or special education certification.

Financial Disincentives:

Recipient of public financial assistance or disability benefits (ie. SSI, SSDI, General Assistance, TANF, Worker's Comp., unemployment compensation)

Homeless:

Lacks a fixed, regular and adequate residence, or whose primary residence is a shelter designed to provide temporary living conditions.

Limited Work History:

Has never held a competitive job for at least six months.

Paid Living Assistance:

Receives daily assistance or supervision from a paid caregiver in order to function in a residential setting.

Transportation:

Not travel independent. This includes persons who require some form of assisted transportation options, or for whom necessary public transportation is not available from home to work.

Work Limited:

Persons with a chronic condition who are unable to work at least 30 hours a week, or regularly require the assistance of another person on the job, or require adaptations to the job (such as special equipment not including aides which used outside of work).